

Size-dependent enhancement of superconductivity in Al and Sn nanowires: Shape-resonance effect

A. A. Shanenko,^{1,2} M. D. Croitoru,¹ M. Zgirski,³ F. M. Peeters,¹ and K. Arutyunov³

¹*Departement Fysica, Universiteit Antwerpen, Groenenborgerlaan 171, B-2020 Antwerpen, Belgium*

²*Bogoliubov Laboratory of Theoretical Physics, Joint Institute for Nuclear Research, 141980 Dubna, Russia*

³*NanoScience Center, Department of Physics, University of Jyväskylä, P. B. 35, 40014 Jyväskylä, Finland*

(Received 6 July 2006; published 10 August 2006)

A shape-dependent superconducting resonance can be expected when an energy level associated with the transverse motion in a wire passes through the Fermi surface. We show that the recently observed width-dependent increase of T_c in Al and Sn nanowires is a consequence of this shape-resonance effect.

DOI: [10.1103/PhysRevB.74.052502](https://doi.org/10.1103/PhysRevB.74.052502)

PACS number(s): 74.78.-w, 74.62.-c

Increasing the critical temperature (T_c) of a superconductor (SC) has been a major challenge. On the one hand one can look for different materials that exhibit a higher T_c . Such a search has been very successful over the last 20 years. On the other hand microstructuring of a superconductor is a different and new road that is able to modify T_c (i.e., increase and/or decrease it) and may also give us further insight in the basic mechanism of superconductivity.

In earlier works on microstructuring of SCs in the mesoscopic regime, enhancement of the critical current (j_c) was demonstrated to occur due to trapping of vortices. Also a large increase of the critical magnetic field (H_c) was realized through such mesoscopic structuring, which is mostly a consequence of surface superconductivity. But in both cases the zero-magnetic-field critical temperature was unaltered. The enhancement of j_c and H_c could be accurately described by phenomenological theories such as the London approach and the (time-dependent) Ginzburg-Landau theory.

In the present Brief Report we are interested in modifying a SC on the nanoscale. We deal with systems where the electron motion is limited to quasi-one-dimension (1D). During the last decade nanowires have attracted much attention in the context of phase fluctuations of the order parameter (i.e., quantum phase slips).¹ But quantization of the electron motion in the transverse direction was not investigated in much detail. However, very recently numerical investigation of the Bogoliubov-de Gennes equations has shown² that this quantization results in significant shape-dependent superconducting resonances with a profound effect on the nanowire T_c . Such systems have been the subject of recent experimental studies,³⁻⁵ and we demonstrate here that the width-dependent increase of T_c found in these experiments is a manifestation of these shape resonances.

More than 40 years ago, Blatt and Thompson⁶ calculated a remarkable sequence of peaks in the thickness dependence of the energy-gap parameter of single-crystalline superconducting nanofilms in the clean limit. They called these spikes shape resonances. At that time it was not possible to produce high-quality SCs with nanoscale dimensions (only very recently were the thickness-dependent oscillations of T_c observed experimentally in ultrathin Pb films⁷). For decades atomic nuclei were the only systems where the interplay between quantum confinement and pairing of fermions could be studied experimentally and where the expectations of

Blatt and Thompson were confirmed as a series of size resonances in the pairing energy gap of nuclei.⁸ Very recently high-quality nanowires have become available, where this resonance effect is expected² to be significantly enhanced over the two-dimensional (2D) case.

The physics of the shape-resonance effect in nanowires can be understood as follows. The superconducting order parameter is not simply the wave function of an ordinary bound state of two fermions but the wave function of a bound fermion pair in a medium. For example, in the homogeneous situation the Fourier components of the Cooper-pair wave function are suppressed for wave numbers less than the Fermi wave number due to the presence of the surrounding Fermi sea.⁹ Therefore, the Fourier transform of the Cooper-pair wave function is essentially nonzero only in the vicinity of the Fermi wave number. In general, for both homogeneous and inhomogeneous situations, the superconducting order parameter is strongly dependent on N_D , the number of the single-electron states (for one spin projection) situated in the Debye “window” around the Fermi level $[\mu - \hbar\omega_D, \mu + \hbar\omega_D]$, where μ is the chemical potential (the Fermi energy) and ω_D is the Debye frequency.^{10,11} More precisely, the mean energy density of these states per volume unit $N_D/(2\hbar\omega_D V)$ is of importance. When a SC is small enough, then this density varies together with its characteristic size. In particular, in the presence of quantum confinement the band of single-electron states in a clean single-crystalline wire is divided up in a series of parabolic one-dimensional subbands. While the width (the cross section σ) of a wire increases or decreases, these subbands move down or up in energy. Each time the bottom of a subband enters the Debye window, the density $N_D/(2\hbar\omega_D V)$ increases. This results in a sequence of peaks in the density of states versus σ , i.e., the shape resonances. The resonances are significant for nanowires but are smoothed out with increasing nanowire width. In the large- σ limit the density $N_D/(2\hbar\omega_D V)$ is nearly constant and slowly approaching the well-known bulk value $N(0) = mk_F/(2\pi^2\hbar^2)$ (see, for example, Ref. 11), where k_F is the 3D Fermi wave number. It is of importance that the shape resonances in the density of states are accompanied by significant peaks in the σ dependence of the averaged (over spatial coordinates) order parameter.² This average is close to the energy gap in the quasiparticle spectrum, whereas the latter (taken at zero temperature) is proportional to T_c . Hence, the critical SC tem-

perature in a nanowire is an oscillating function of σ in the presence of shape resonances (these oscillations will be smoothed by fluctuations in the cross section).

To explore shape resonances, one needs to deal with a single-crystalline SC (or with a polycrystalline SC made of strongly coupled grains) where the electron mean free path is comparable with the SC characteristic size. In the considered nanowires this path is at least of the order of the wire width.^{4,5} Such a nanowire is in the clean limit in the transverse direction: impurities influence only the electron motion in the longitudinal direction. Use of this approximation together with arguments similar to the Anderson theorem¹⁰ makes it possible to conclude that nonmagnetic impurities do not produce a significant effect on the order parameter in this regime. The Bogoliubov–de Gennes (BdG) equations¹⁰ are the microscopic equations describing a clean SC when the order parameter $\Delta(\mathbf{r})$ changes with position. In the absence of a magnetic field, $\Delta(\mathbf{r})$ can be chosen as a real quantity (phase effects are beyond the scope of the present work), and the BdG equations become

$$E_i u_i(\mathbf{r}) = \left(-\frac{\hbar^2}{2m} \nabla^2 - \mu \right) u_i(\mathbf{r}) + \Delta(\mathbf{r}) v_i(\mathbf{r}), \quad (1)$$

$$E_i v_i(\mathbf{r}) = \Delta(\mathbf{r}) u_i(\mathbf{r}) - \left(-\frac{\hbar^2}{2m} \nabla^2 - \mu \right) v_i(\mathbf{r}), \quad (2)$$

where E_i is the quasiparticle spectrum, μ stands for the chemical potential, and m denotes the electron band mass. Equations (1) and (2) are supplemented by the self-consistency relation $\Delta = g \sum_i u_i v_i^* (1 - 2f_i)$ with g the coupling constant and $f_i = f(E_i)$ the Fermi function. The summation is over all eigenstates with the kinetic energy within the Debye window $[\mu - \hbar \omega_D, \mu + \hbar \omega_D]$. This kinetic energy is very close to the single-electron energy in a gas of unpaired electrons. The chemical potential is determined by $n = (2/V) \sum_i \int d^3 r [|u_i|^2 f_i + |v_i|^2 (1 - f_i)]$ with n the mean electron density. Due to the quantum confinement in the transverse directions we have to set $u_i(\mathbf{r})|_{\mathbf{r} \in S} = v_i(\mathbf{r})|_{\mathbf{r} \in S} = 0$ on the wire surface while in the longitudinal direction periodic boundary conditions are used.

Figure 1 shows the numerical results of Eqs. (1) and (2) for a cylindrical wire with length $L = 1 \mu\text{m}$ for Al parameters $gN(0) = 0.18$ and $\hbar \omega_D / k_B = 375 \text{ K}$.^{10,11} The bulk chemical potential is chosen as $\mu_{\text{bulk}} = 0.9 \text{ eV}$ (it corresponds to $n = 3.88 \times 10^{21} \text{ cm}^{-3}$; see the remark about influence of the electron-density choice below) and the electron band mass m is taken to be the free-electron mass. In Fig. 1(a) the zero-temperature energy gap Δ_σ normalized by its bulk value Δ_{bulk} is plotted, whereas in Fig. 1(b) the mean density of the single-electron states in the Debye window $N_D / (2\hbar \omega_D V)$ is shown versus the effective nanowire diameter $\sigma^{1/2}$ in units of $N(0)$. Notice that shape resonances in $N_D / [2\hbar \omega_D V N(0)]$ are accompanied by large oscillations in $\Delta_\sigma / \Delta_{\text{bulk}}$. Amplitudes of these oscillations are an order of magnitude larger as compared to similar peaks in the gap function of thin films with the same width.^{6,12} We can point out at least three reasons for such enhancement. First, quantum confinement is much stronger in nanowires. Second, in contrast to a film, most

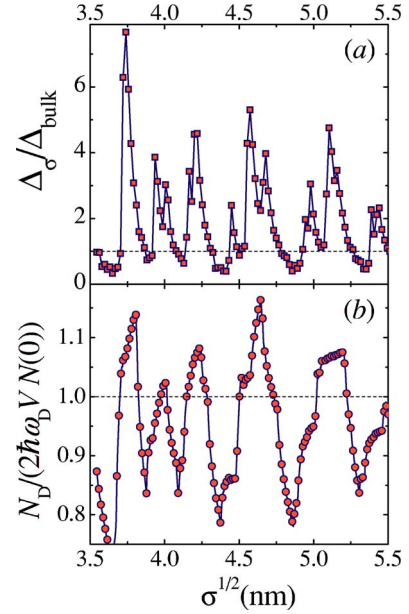


FIG. 1. (Color online) The width-dependent relative gap $\Delta_\sigma / \Delta_{\text{bulk}}$ (a) and the relative mean density of the single-electron states in the Debye window $N_D / [2\hbar \omega_D V N(0)]$ (b) versus $\sigma^{1/2}$ for cylindrical Al nanowires with cross section σ at zero temperature.

single-electron subbands of a nanowire are degenerate. For example, in the situation of a cylindrical nanowire there are three quantum numbers for u_i and v_i : $i = \{j, m_\varphi, k\}$ with j the radial quantum number, m_φ the azimuthal quantum number, and k the wave number of the free longitudinal motion. Any energy subband with $m_\varphi \neq 0$ is degenerate since $E_{j, m_\varphi, k} = E_{j, -m_\varphi, k}$. Third, even if the subbands are not degenerate, they can be situated very close to one another in energy (in particular, this is typical for subbands with large quantum numbers). In this case a resonance has not decayed when the next one appears, and they join in one profound peak. Note that in thin films the superconducting shape resonances are well separated from each other and equidistant^{6,12} which is clearly not the case here. Another important point about Fig. 1 is that there is an important difference between dependencies presented in panels (a) and (b) of Fig. 1. The energy gap is strongly enhanced at the resonant points (with respect to the bulk value) while there are much less important drops between the resonances. This is different from the density of states where the oscillations are almost centered around the bulk value. The reason is that the resonant increase of $N_D / (2\hbar \omega_D V)$ occurs due to states making practically the same contribution to the order parameter, and this collective mechanism plays the role of an “amplifier” (this is why the word “resonance” is appropriate here). Indeed, we have $u_i \propto e^{ikz}$ and $v_i \propto e^{ikz}$, where z is the longitudinal coordinate. Hence, the product $u_i v_i^*$ appearing in the self-consistency relation for the order parameter does not depend on k and remains the same for a given subband. But this product strongly oscillates when the quantum numbers describing the transverse states are changed which destroys the collective behavior beyond a resonant point.

The resonant peaks in the energy-gap function are much higher than the bulk value, whereas drops of Δ_σ between

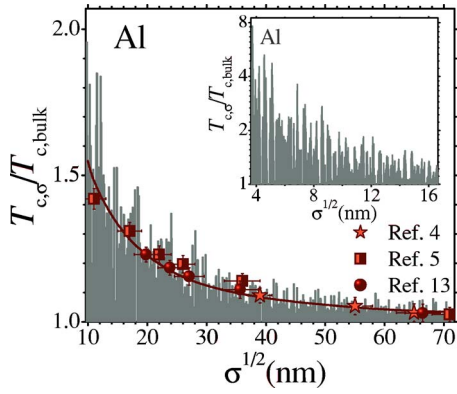


FIG. 2. (Color online) Critical temperature $T_{c,\sigma}/T_{c,bulk}$ versus the square root of the cross section of a cylindrical Al nanowire. Symbols are the experimental results from Refs. 4, 5, and 13, the solid curve is a guide to the eye and indicates the general trend of the experimental results. Inset: the same dependence but in the small- σ region.

resonances are not so significant. The same is true for the critical temperature. This is the reason why the experimentally measured averaged critical temperature increases monotonically with decreasing wire width in the presence of inevitable cross section variations in real samples.

Figure 2 shows the effect of the shape resonances on the transition temperature $T_{c,\sigma}/T_{c,bulk}$ for cylindrical Al nanowires. We calculated T_c for discrete values of $\sigma^{1/2}$ with steps of 0.01 nm. The nanowire length and the mean electron density are the same as in Fig. 1. The theoretical results are compared with recent experimental data for Al polycrystalline nanowires with strongly coupled grains. The three sets of experimental results correspond to three different initial samples having the transverse dimensions progressively reduced by the ion-beam sputtering method.⁴ The squares⁵ and circles¹³ represent the observations made for two samples fabricated on the same chip, whereas the data given with the stars⁴ are from another experiment. The horizontal bars are due to a distribution in the wire cross section. The vertical error bars are a consequence of uncertainties in the choice of the bulk superconducting temperature due to the presence of impurities: the upper limit corresponds to the transition temperature in clean aluminum $T_{c,bulk}=1.19$ K, the lower limit $T_{c,bulk}=1.26$ K is used for the squares and circles (this is the transition temperature in the nanowire with $\sigma^{1/2}=71$ nm, the widest in these two sets) and $T_{c,bulk}=1.27$ K for the stars ($T_{c,\sigma}$ for the nanowire with $\sigma^{1/2}=65$ nm, the widest in the set of Ref. 4). The experimental transition temperatures shown in Fig. 2 were extracted from the temperature-dependent resistance as the point at which the resistance dropped to one-half of its normal-state value. From Fig. 2 it follows that the general trend of the experimental results is in good agreement with the calculated resonance amplitudes and is close to the average trend of resonances.

The same conclusion holds for nearly single-crystalline Sn nanowires fabricated with the method of electrodeposition into porous membranes.³ Though there is no detailed information available about $T_{c,\sigma}$ in this case, we have at our

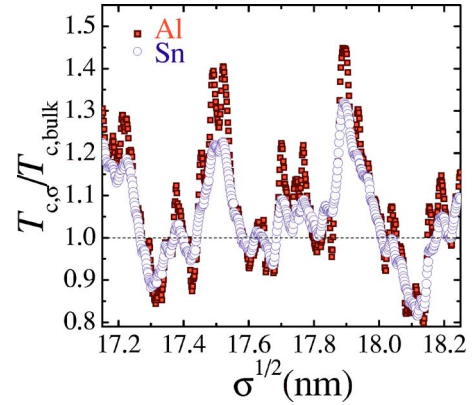


FIG. 3. (Color online) The shape resonances in the relative transition temperature for Al and Sn cylindrical nanowires.

disposal a clear signature of its increase up to $1.1T_{c,bulk}$ in a cylindrical tin nanowire with a width of about 20 nm ($\sigma^{1/2} \approx 17.7$ nm).³ Using the experimental trend from Fig. 2 one obtains $T_{c,\sigma}/T_{c,bulk} \approx 1.25$ for an aluminum nanowire with the same width. Hence, the size-dependent effect on the critical temperature is a factor of 2 smaller when passing from Al to Sn for a nanowire with an effective diameter of about $\sigma^{1/2} \approx 17.7$ nm. In Fig. 3 the transition temperature calculated with the BdG equations for a cylindrical nanowire is shown for Al and Sn [$gN(0)=0.25$ and $\hbar\omega_D/k_B=195$ K (Refs. 10 and 11)] near $\sigma^{1/2}=17.7$ nm. One can see that the amplitudes for Sn are indeed smaller, and the reduction factor changes between 1.4 and 2.5 (depending on the specific resonance).

These findings show that the shape-resonance effect plays an essential role in the size-dependent increase of the critical SC temperature recently observed in experiments with Al and Sn nanowires. Note that the resonant amplitudes are weakly dependent on the total electron density in the metallic domain $n \approx 10^{21}-10^{23}$ cm⁻³. For example, when the density rises from 3.88×10^{21} to 2×10^{22} cm⁻³, the amplitudes of the most profound shape resonances are reduced by 10–15% while the change in the “ordinary” resonant deviations from the bulk value is practically negligible.² The mean distance between two neighboring resonances is determined by the inverse 3D Fermi wave number and is therefore very sensitive to the electron density n . For instance, instead of 1–2 resonances per 0.2 nm for $n=3.88 \times 10^{21}$ cm⁻³, we get 3–4 resonances for $n=2 \times 10^{22}$ cm⁻³ (See Ref. 2). Thus, the concrete value for n in the metallic domain is not very important for the main result of the present work.

Concluding, we have shown that the size-dependent increase of the superconducting temperature recently found in Al and Sn nanowires is well explained by the shape-resonance effect. The surface-phonon mechanism,¹⁴ which is usually considered to be responsible for the T_c enhancement in granular films and wires (note that this enhancement is insensitive to the cross section),¹⁵ can also contribute but in our systems it is of secondary importance. For example, for

Al and Sn films with thickness of about 5 nm this contribution can be estimated to be ≈ 0.1 K,¹⁴ while the amplitudes of the shape resonances are about 1 K for this film thickness (see Refs. 6 and 12).

This work was supported by the Flemish Science Foundation (FWO-VI), the Belgian Science Policy, BOF-TOP (University of Antwerp), and the EU Commission FP6 NMP-3 Project No. 505457-1 ULTRA-1D.

-
- ¹N. Giordano, Phys. Rev. Lett. **61**, 2137 (1988); A. Bezryadin, C. N. Lau, and M. Tinkham, Nature (London) **404**, 971 (2000); C. N. Lau, N. Markovic, M. Bockrath, A. Bezryadin, and M. Tinkham, Phys. Rev. Lett. **87**, 217003 (2001).
- ²A. A. Shanenko, M. D. Croitoru, Phys. Rev. B **73**, 012510 (2006).
- ³M. L. Tian, J. G. Wang, J. S. Kurtz, Y. Liu, M. H. W. Chan, T. S. Mayer, and T. E. Mallouk, Phys. Rev. B **71**, 104521 (2005).
- ⁴M. Savolainen, V. Touboltsev, P. Koppinen, K.-P. Riikonen, and K. Arutyunov, Appl. Phys. A: Mater. Sci. Process. **79**, 1769 (2004).
- ⁵M. Zgirski, K.-P. Riikonen, V. Touboltsev, and K. Arutyunov, Nano Lett. **5**, 1029 (2005).
- ⁶J. M. Blatt and C. J. Thompson, Phys. Rev. Lett. **10**, 332 (1963).
- ⁷Y. Guo *et al.*, Science **306**, 1915 (2004).
- ⁸S. Hilaire, J.-F. Berger, M. Girod, W. Satula, and P. Schuck, Phys. Lett. B **531**, 61 (2002).
- ⁹L. N. Cooper, Phys. Rev. **104**, 1189 (1956).
- ¹⁰P. G. de Gennes, *Superconductivity of Metals and Alloys* (W. A. Benjamin, New York, 1966).
- ¹¹A. L. Fetter and J. D. Walecka, *Quantum Theory of Many-Particle Systems* (Dover, New York, 2003).
- ¹²B. Chen, Z. Zhu, and X. C. Xie, cond-mat/0512290 (unpublished).
- ¹³K. Arutyunov and M. Zgirski (private communication).
- ¹⁴D. G. Naugle, J. W. Baker, and R. E. Allen, Phys. Rev. B **7**, 3028 (1973).
- ¹⁵B. G. Orr, H. M. Jaeger, and A. M. Goldman, Phys. Rev. B **32**, 7586 (1985); A. V. Herzog, P. Xiong, F. Sharifi, and R. C. Dynes, Phys. Rev. Lett. **76**, 668 (1996).